



**DISCUSSIONS (30 mins)**

L. Appoint a new secretary for the Committee

Antoinette (Nettie) Jackson

**CLOSING**

M. Individual Committee Member Comments (3 mins. each) or at the end of the agenda under closing.

- a. City of Adelanto
- b. Town of Apple Valley
- c. City of Barstow
- d. City of Hesperia
- e. 1<sup>st</sup> Board of Supervisor District Representative
- f. Family Assistance program
- g. GoGo Barstow
- h. High Desert Homeless Services
- i. Moses House
- j. Sheriff's HOPE Team
- k. Symba Center
- l. Victor Valley Family Resource Center (VVFRC)

- a. Amanda U.
- b. Kanisha W.
- c. Maribel H./D
- d. Melinda S.
- e. Samuel S.
- f. Shannon W.
- g. Elizabeth G.
- h. Michael G./D
- i. Dawn Q.
- j. Michael C./D
- k. Antoinette J.
- l. Sharon G

N. Adjournment

**Next Meeting will be on  
Tuesday, June 9, 2026, 2:00pm – 4:00pm  
City of Victorville, Conference Room "A"  
14343 Civic DR, Victorville, CA 92392**

*The Mission of the San Bernardino County Homeless Partnership is to provide a system of care that is inclusive, well planned, coordinated and evaluated and is accessible to all who are homeless and those at-risk of becoming homeless.*

THE SAN BERNARDINO COUNTY HOMELESS PARTNERSHIP MEETING FACILITY IS ACCESSIBLE TO PERSONS WITH DISABILITIES. IF ASSISTIVE LISTENING DEVICES OR OTHER AUXILIARY AIDS OR SERVICES ARE NEEDED IN ORDER TO PARTICIPATE IN THE PUBLIC MEETING, REQUESTS SHOULD BE MADE THROUGH THE OFFICE OF HOMELESS SERVICES AT LEAST THREE (3) BUSINESS DAYS PRIOR TO THE PARTNERSHIP MEETING. THE OFFICE OF HOMELESS SERVICES TELEPHONE NUMBER IS (909)501-0610 AND THE OFFICE IS LOCATED AT 560 E. HOSPITALITY LANE SUITE 200. SAN BERNARDINO CA 92415 AGENDA AND DOCUMENTATION CAN BE OBTAINED THERE OR BY EMAIL. [OHS@HSS.SBCOUNTY.GOV](mailto:OHS@HSS.SBCOUNTY.GOV)



**Minutes for Desert Regional Steering Committee Meeting**

March 10, 2026

2:00pm-4:00pm

14343 Civic Drive, Conference Room A

Victorville, CA 92392

Minutes were recorded and transcribed by Kevin Mahany, Director, Symba

TOPIC	PRESENTER	OPENING REMARKS
Call to Order	Dawn Quigg	The meeting was called to order at 2:04pm Prayer, Dawn Quigg, Moses House Ministries Pledge, Kevin Mahany, Symba
Roll Call		<p>The following Committee Members or their alternates were present at the meeting, and a meeting quorum was met.</p> <p>Dawn Quigg, Moses House Ministries, Kanisha Withers, Town of Apple Valley Melinda Sayers, City of Hesperia Shannon Waldron, Family Assistance Program Jimmy Waldron, High Desert Homeless Services Pastor Sharon Green, Victor Valley Family Resource Center Kevin Mahany, Symba Terry Harman, GoGo Barstow Rochelle Clayton, City of Barstow Samuel Shoup, Representative Supervisor Paul Cook</p> <p>Members arriving late: Pastor Sharon Green, Rochelle Clayton and Antionette Jackson, (committee co-chair) Symba Members absent: Mike Catalano, Sheriff HOPE-InnROADS The Chair reminded the committee that co-chair Jaelen Spencer resigned from the Committee in December 2025 and today's elections fill an open government seat as committee to committee. Additionally, committee co-chair Antonette Jackson was running late from a county meeting</p>
		<b>PUBLIC COMMENT</b>
		<p>The Chair opened the floor to Public Comments and thanked the ten (10) online attendees reminding speakers to speak clearly for their benefit.</p> <p>Waylon Kreneck, Operations Manager, introduced himself and the education, counseling and support groups provided by New Life Facility in Apple Valley, CA to support the work of homeless adults in the region at: <a href="https://www.newlifefacility.com/locations/apple-valley">https://www.newlifefacility.com/locations/apple-valley</a> Elizabeth Cook, San Bernardino County Probation Dept's Homeless Outreach team. reported on Shelter Court</p>

		events planned on March 18 at the Victor Valley Fairgrounds and walk-ins are welcome. Elizabeth reported on the success of a Barstow Shelter Court event held in February 2026 and her team will continue to serve the community with events at: <a href="https://probation.sbcounty.gov/programs-and-services/adult-programs-and-services/">https://probation.sbcounty.gov/programs-and-services/adult-programs-and-services/</a>
		<b>CONSENT ITEMS</b>
Meeting Minutes	Committee	March 10, 2026 Agenda and February meeting minutes presented. Samuel Shoup motions to approve minutes and Shannon Waldron seconds the motion with Committee approving the motions.
	<b>PRESENTER</b>	<b>PRESENTATIONS</b>
Committee Member updates	Committee	<p>Melinda - City of Hesperia - no update</p> <p>Kanisha - Town of Apple Valley - Fair Housing Workshops planned on April 7 &amp; May 5.</p> <p>Kevin - Symba (Operator of City of Victorville Wellness Center and Desert Region CES) - Campus full serving homeless adults and families. Meeting packet includes City of Victorville Quarterly Update (Sept-Dec 2025) of progress including 200th program graduate and Symba achieving national certification for its recuperative care services. CES continues with progress made developing CES partners in Apple Valley, Barstow and Hesperia (Agenda Item K). Symba thanks the City of Victorville for the video and William Lamas speaking at the County's March 5 2026 Homeless Summit.</p> <p>Terry - GoGo Barstow - updates on Barstow work including conducting 48 client intakes.</p> <p>Shannon - Family Assistance Program - update on Rapid Rehousing Work with City of Victorville and Symba reporting 60 clients referred and 19 adults and 10 children housed.</p> <p>Samuel Shoup - Supervisor Cook - no update</p> <p>Dawn Quigg - update on work of Homebase, HHAP 5 grant opportunity and state policy( AB880) supporting timely non-profit payments for work performed (AB 880) <a href="https://legiscan.com/CA/text/AB880/id/3131897">https://legiscan.com/CA/text/AB880/id/3131897</a></p> <p>Pastor Sharon Green - VVFR - assisted 35 adults and 6 families and 28 of the 35 adults have secured jobs.</p> <p>Jimmy Waldron - HDHS - working on meeting City of Victorville building code requirements to repurpose the campus into a facility serving seniors (Agenda item I)</p> <p>Rochelle Clayton - City of Barstow reports HHAP 4 funding now in process for New Life Fellowship's work to create shelter services.</p>
<b>TOPIC</b>	<b>PRESENTER</b>	<b>DISCUSSION ITEM ACTION/OUTCOME</b>
HHAP 4 grant update	Eugene Buttici, Desert Manna	Agenda item J: Desert Manna reports funding has arrived and is being used to provide clients - currently eleven (11) in local Motels and Desert Manna is supporting clients to obtain paperwork to move into their own housing. Eugene highlights the success of one young couple moving from homelessness into housing and mentions partners including County Department of Behavioral Health, Barstow Hospital and a referral from New Life Fellowship.
City of Victorville Quarterly Report update (Sept - Dec 2025)	Edward Aamy, City of Victorville, Homeless Services	Agenda Item L: this agenda item will be presented at the April 7th meeting to make time for voting of new committee members

Nomination of new 2026 Committee co-chairs	Dawn Quigg, Moses House Ministries	Items M and N:
<b>ADJOURNMENT</b>		
Adjournment	Dawn Quigg, Moses House Ministries	<p>Item O: Dawn facilitates Committee members and attendees in nominations of committee members representing a Government. Two floor nominations for the position are: William Lamas with City of Victorville (nominated by Shannon Waldron of Family Assistance Program) and Amanda Uptergrove, City of Adelanto Councilmember, Pastor and Desert representative of San Bernardino County Behavioral Health Commission.</p> <p>Amanda provides a brief presentation of her work and community work. By a vote of 7-0 Amanda Uptegrove is nominated to the committee. A second vote to elect a government committee co-chair is conducted and Samuel Shoup declines a floor nomination with Amanada accepting the nomination to serve as committee co-chair.</p> <p>With committee elections complete Dawn asks for additional input from attendees. Tyrese Crawford, Program Coordinator for homeless student education with the San Bernardino County Superintendent of Schools, reports of a movie being hosted in Adelanto or Hesperia on March 21st on homeless youth.</p> <p>Pastor Sharon Green reports the Continuum of Care is reviving a work group to look at its charter.</p> <p>Dawn asks the Committee for a motion to adjourn. Sharon Green makes a motion, and it is seconded by Amanda at 2:50pm.</p> <p style="text-align: center;">The next meeting for the Desert Regional Steering Committee  April 7, 2026, 2pm-4pm  City of Victorville  14343 Civic Drive - Conference Room A  Victorville, CA 92392</p>

# EXECUTIVE SUMMARY

A total of 3,718 adults and children were counted as experiencing homelessness during the 2026 Point-In-Time Count (PITC) and Survey. This represents a decrease of 119 persons (-3.1%) compared to the 2025 PITC, in which 3,837 persons were recorded.

A comparison of the 2025 and 2026 counts shows:

- 119 fewer persons were counted in 2026 (-3.1%);
- 188 fewer unsheltered persons were counted in 2026 compared to 2025, (-7.1%); and
- 69 more sheltered persons were counted in 2026 compared to 2025 (+5.7%).

**Table 1.** Comparison of 2025 and 2026 Homeless Counts

	Sheltered	Unsheltered	Total
2025 Homeless Count	1,201	2,636	3,837
2026 Homeless Count	1,270	2,448	3,718
<b>Difference:</b>	<b>+69 (+5.7%)</b>	<b>-188 (-7.1%)</b>	<b>-119 (-3.1%)</b>

## HUD Definitions

### Sheltered Homelessness

HUD requires Continuums of Care (CoCs) to count all individuals or families who meet the criteria in **24 CFR 578.3, paragraph (1)(ii)**, including those:

- “living in a supervised publicly or privately operated shelter designated to provide temporary living arrangements (including congregate shelters, transitional housing, and hotels and motels paid for by charitable organizations or by federal, state, or local government programs for low income individuals)” on the night designated for the count
- and individuals residing in Safe Haven projects.

### Unsheltered Homelessness

HUD requires CoCs to count individuals or families who meet the criteria in 24 CFR 578.3, paragraph (1)(i), including those:

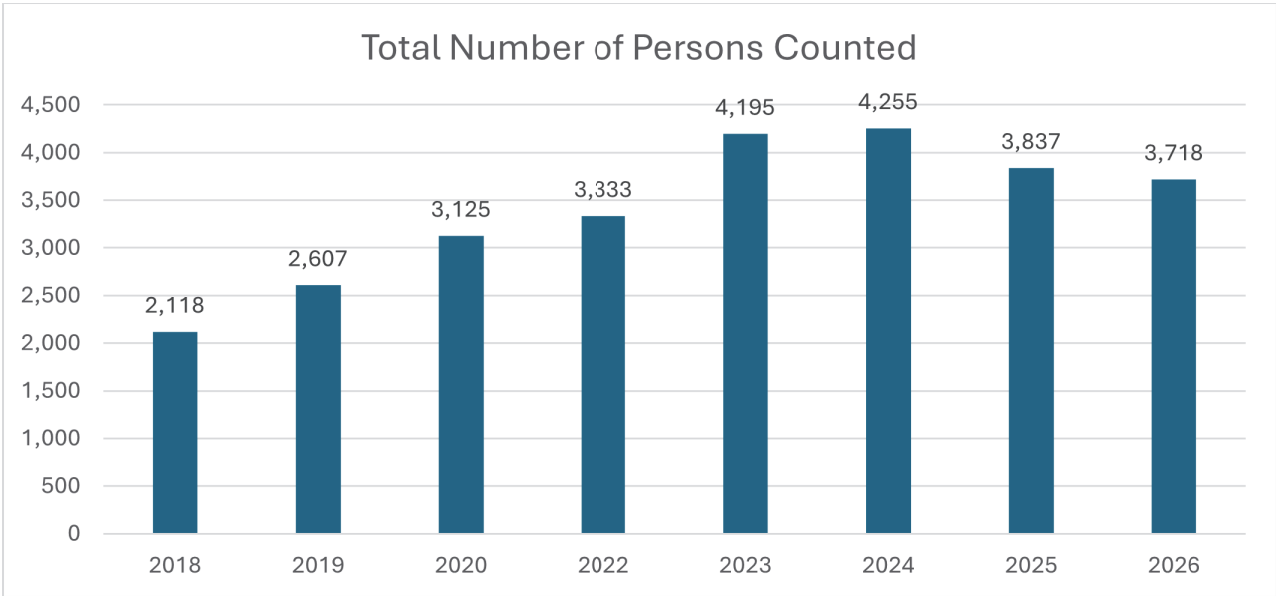
- “with a primary nighttime residence that is a public or private place not designed for or ordinarily used as a regular sleeping accommodation for human beings, including a car, park, abandoned building, bus or train station, airport, or camping ground.”

Households assisted through Rapid ReHousing (RRH) that remain unsheltered on the night of the count (e.g., living in an encampment while receiving RRH services) **must be included** in the unsheltered count.

HUD defines the “**night of the count**” as a single period from sunset to sunrise, spanning two consecutive calendar dates.

The following chart shows that the total number of people counted as homeless increased from **2,118 in 2018** to **3,718 in 2026**, an increase of **1,600 persons (75.5%)**. Each year following 2018 showed growth until 2025, when the count began to decline.

The 2026 count is **537 persons (12.6%)** lower than the 2024 total.



The following table provides a breakdown of sheltered and unsheltered persons counted by jurisdiction. Among the 1,270 sheltered persons, including 930 in emergency shelter and 340 in transitional housing:

- **924 were adults age 18+**
- **346 were children under age 18**

Among the **2,448 unsheltered persons**:

- **2,433 were adults age 18+**
- **15 were children under age 18**

There were **8 unsheltered families**, consisting of **11 adults and 15 children**, counted in the following locations:

- **San Bernardino City:** 4 families (5 adults, 7 children)
- **Ontario:** 2 families (3 adults, 3 children)
- **Rialto:** 1 family (2 adults, 4 children)
- **Unincorporated Area outside San Bernardino City:** 1 family (1 adult, 1 child)



**Table 2.** Total Number of Sheltered and Unsheltered Adults and Children by Jurisdiction

Jurisdiction	Sheltered		Unsheltered	Total
	Shelter	Transitional Housing		
Adelanto	7	3	39	49
Apple Valley	8	12	17	37
Arrowbear	0	0	0	0
Barstow	29	27	80	136
Big Bear City/Sugarloaf	5	9	2	16
Big Bear Lake	5	0	13	18
Bloomington/Crestmore	0	0	16	16
Blue Jay	0	0	0	0
Cajon Canyon	0	0	0	0
Cedarpines Park	0	0	5	5
Chino	0	0	29	29
Chino Hills	0	0	10	10
Colton	85	0	118	203
Crestline	1	0	12	13
Devore	0	0	0	0
Fontana	74	53	343	470
Fontana Unincorporated Area	0	0	12	12
Grand Terrace	0	0	5	5
Hesperia	0	0	80	80
Highland	0	0	71	71
Joshua Tree	0	0	18	18
Lake Arrowhead	0	0	2	2
Landers	0	0	4	4
Lenwood	0	0	1	1
Loma Linda	0	0	15	15
Lucerne Valley	0	0	0	0
Lytle Creek	0	0	0	0
Mentone/Crafton	0	0	0	0
Montclair	1	0	54	55
Morongo Valley	0	0	0	0
Muscoy	0	0	11	11
Needles	0	0	6	6
Ontario	37	16	245	298
Phelan/Pinion Hills	0	0	0	0
Rancho Cucamonga	4	0	97	101
Redlands	19	8	107	134
Rialto	0	0	44	44
Running Springs	0	0	4	4
San Bernardino	327	108	737	1,172
San Bernardino Unincorporated Area	0	0	55	55
Skyforest	0	0	2	2
Twentynine Palms	0	0	24	24
Twin Peaks	0	0	0	0
Upland	21	50	28	99
Valley of Enchantment	0	0	11	11
Victorville	304	33	104	441
West Cajon Valley	0	0	0	0
Wonder Valley	0	0	0	0
Yermo	0	0	0	0
Yucaipa	3	0	2	5
Yucca Valley	0	21	25	46
Countywide or Unknown	0	0	0	0
<b>Total</b>	<b>930</b>	<b>340</b>	<b>2,448</b>	<b>3,718</b>

Table 3 shows that 2,955 individuals (79.5%) of the 3,718 homeless adults and children counted in 2026 were located within eight jurisdictions:

**Barstow, Colton, Fontana, Ontario, Rancho Cucamonga, Redlands, San Bernardino, and Victorville.**

These eight jurisdictions accounted for:

- **1,911 unsheltered individuals**, or **78.1%** of the total unsheltered population of 2,448 countywide;
- **879 sheltered individuals**, or **94.5%** of the 930 persons counted in emergency shelters; and
- **245 individuals** in transitional housing, representing **72.1%** of the 340 persons counted in transitional housing programs.

**Table 3.** Jurisdictions with Largest Number of Persons Counted as Homeless

Jurisdiction	Sheltered		Unsheltered	Total
	Shelter	Transitional Housing		
County (All Jurisdictions)	930	340	2,448	3,718
Barstow	29	27	80	136
Colton	85	0	118	203
Fontana	74	53	343	470
Ontario	37	16	245	298
Rancho Cucamonga	4	0	97	101
Redlands	19	8	107	134
San Bernardino	327	108	737	1,172
Victorville	304	33	104	441
<b>Total:</b>	<b>879</b>	<b>245</b>	<b>1,911</b>	<b>2,955</b>



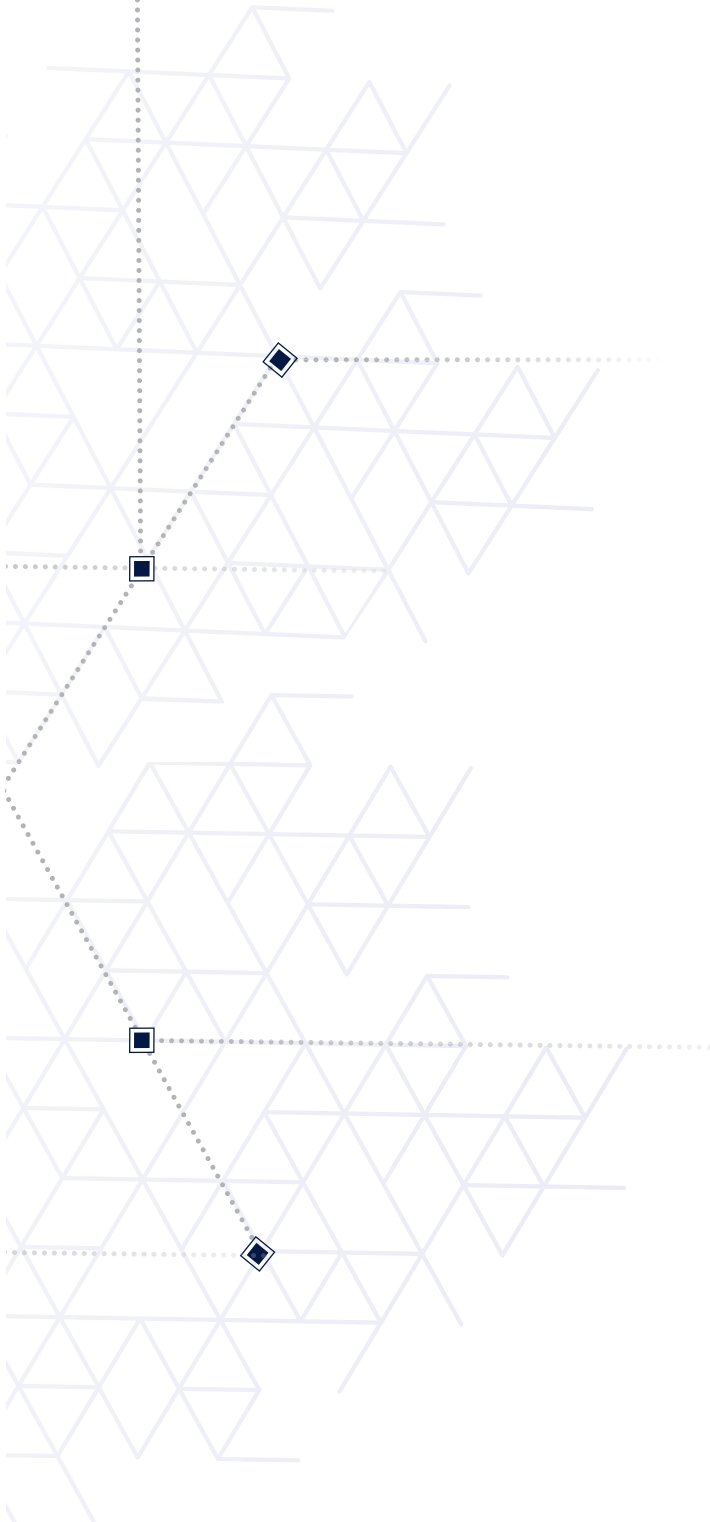
## Key Findings

1. The number of adults and children counted as homeless **decreased by 3.1%**, from **3,837 in 2025** to **3,718 in 2026**.
2. The number of adults and children counted as **unsheltered decreased by 7.1%**, from **2,636 in 2025** to **2,448 in 2026**.
3. The number of adults and children counted as **sheltered increased to 1,270 in 2026**, which is **69 more persons**, representing a **5.7% increase** compared to **1,201 persons in 2025**.
4. **More than three-fourths (79.5%), or 2,955 of the 3,718** homeless adults and children were counted in eight jurisdictions: Barstow, Colton, Fontana, Ontario, Rancho Cucamonga, Redlands, San Bernardino, and Victorville.
  - a. These eight cities accounted for **1,911 unsheltered individuals (78.1%)** of the total unsheltered population of 2,448 and **1,124 (88.5%)** of the 1,270 persons counted in shelters and transitional housing.
5. **More than one-third (36.2%)** of unsheltered adults became homeless for the first time within the **12 months preceding the count**.
6. **Approximately one-third (29.8%)** of unsheltered adults stated that **San Bernardino** was the city where they first became homeless.
7. **Close to half (40.7%)** of unsheltered adults were **chronically homeless**, meaning they had been homeless for **one year or longer** and had a **disabling condition** (e.g., mental illness, chronic health condition, physical disability).
8. **More than one-fourth (28.6%)** of unsheltered adults reported “Yes” when asked if they had been **incarcerated during the past 12 months**.
9. Nearly **two-thirds (64.0%)** of unsheltered adults reported “**No Income**” when asked to state their monthly income.
10. **More than three-fourths (82.4%)** of unsheltered adults reported either “**No Monthly Income**” (**64.0%**), “**\$1 - \$250**” (**10.9%**), or “**\$251 - \$500**” (**7.5%**) when asked to state their monthly income.



# ADELANTO

Total Number of Unsheltered Adults: 39  
Of the 39 adults counted, volunteers were able to administer 15 surveys.



Demographic Information	n=15	
	Number	Percent
<b>Age:</b>		
18-24	0	0.0%
25-34	8	53.3%
35-44	3	20.0%
45-54	2	13.3%
55-64	0	0.0%
65+	2	13.3%
<b>Total:</b>	<b>15</b>	<b>100.0%</b>
<b>Chronic Health Condition That Is Life-Threatening Such as Heart, Lung, Liver, Kidney, or Cancerous Disease</b>		
	0	0.0%
<b>Chronically Homeless</b>		
	8	53.3%
<b>Development Disabilities</b>		
	1	6.7%
<b>Foster Care (ever been)</b>		
	1	6.7%
<b>Homeless for First Time During Past 12 Months</b>		
	10	66.7%
<b>HIV/AIDS</b>		
	0	0.0%
<b>Incarcerated During the Last 12 Months</b>		
	4	26.7%
<b>Income:</b>		
No Monthly Income	9	60.0%
\$1 - \$250	2	13.3%
\$251 - \$500	2	13.3%
\$501 - \$1,000	1	6.7%
More Than \$1,000	1	6.7%
Unknown	0	0.0%
<b>Total:</b>	<b>15</b>	<b>100%</b>

Demographic Information	n=15	
	Number	Percent
Mental Health Disability or Disorder That Seriously Limits Ability to Live independently	1	6.7%
Physical Disability That Seriously Limits Ability to Live Independently	1	6.7%
<b>Race/Ethnicity:</b>		
American Indian, Alaska Native, or Indigenous	0	0.0%
Asian or Asian American	0	0.0%
Black, African American or African	5	33.3%
Hispanic/Latina/e/o	6	40.0%
Middle Eastern or North African	0	0.0%
Native Hawaiian or Pacific Islander	0	0.0%
White	4	26.7%
More Than One Race/Ethnicity	0	0.0%
Client Refused	0	0.0%
Client Doesn't Know	0	0.0%
Unknown	0	0.0%
<b>Total:</b>	<b>15</b>	<b>100%</b>
<b>Sex:</b>		
Female	4	26.7%
Male	11	73.3%
Client Doesn't Know	0	0.0%
Client Prefers Not to Answer	0	0.0%
Unknown	0	0.0%
<b>Total:</b>	<b>15</b>	<b>100.0%</b>

Demographic Information	n=15	
	Number	Percent
<b>State of Birth:</b>		
California	13	86.7%
Other U.S. State	2	13.3%
Outside the United States	0	0.0%
<b>Total:</b>	<b>15</b>	<b>100%</b>
<b>Substance Use Problem Disability or Disorder That Seriously Limits Ability to Live Independently</b>		
	7	46.7%
<b>Veteran Status</b>		
	0	0.0%
<b>Victim of Domestic Violence* (*Includes Experiencing Homelessness Due to Fleeing Domestic Violence, Dating Violence, Sexual Assault, or Stalking)</b>		
	3	20.0%
<b>Where Did You Sleep Last Night?</b>		
Abandoned building	2	13.3%
Airport, bus, bus station, train, or train station	0	0.0%
Motel or hotel paid by third party	0	0.0%
Outdoors	7	46.7%
Tent or tent-like shelter (tarp, cardboard, wood)	3	20.0%
Vehicle (car, van, truck, or RV)	2	13.3%
Other	1	6.7%
<b>Total:</b>	<b>15</b>	<b>100%</b>

Note: Percentage totals for Age, Income, Race/Ethnicity, Sex, State Born, and Where Did You Sleep Last Night? may sum slightly more or less than 100% due to rounding.



Demographic Information	n=12	
	Number	Percent
Mental Health Disability or Disorder That Seriously Limits Ability to Live Independently	2	16.7%
Physical Disability That Seriously Limits Ability to Live Independently	3	25.0%
<b>Race/Ethnicity:</b>		
American Indian, Alaska Native, or Indigenous	0	0.0%
Asian or Asian American	0	0.0%
Black, African American or African	3	25.0%
Hispanic/Latina/e/o	3	25.0%
Middle Eastern or North African	0	0.0%
Native Hawaiian or Pacific Islander	0	0.0%
White	6	50.0%
More Than One Race/Ethnicity	0	0.0%
Client Refused	0	0.0%
Client Doesn't Know	0	0.0%
Unknown	0	0.0
<b>Total:</b>	<b>12</b>	<b>100.0%</b>
<b>Sex:</b>		
Female	2	16.7
Male	10	83.3
Client Doesn't Know	0	0.0
Client Prefers Not to Answer	0	0.0
Unknown	0	0.0
<b>Total:</b>	<b>12</b>	<b>100.0%</b>

Demographic Information	n=12	
	Number	Percent
<b>State of Birth:</b>		
California	9	75.0
Other U.S. State	3	25.0
Outside the United States	0	0.0
<b>Total:</b>	<b>12</b>	<b>100.0%</b>
<b>Substance Use Problem Disability or Disorder That Seriously Limits Ability to Live Independently</b>		
	5	41.7
<b>Veteran Status</b>		
	0	0.0
<b>Victim of Domestic Violence* (*Includes Experiencing Homelessness Due to Fleeing Domestic Violence, Dating Violence, Sexual Assault, or Stalking)</b>		
	3	25.0
<b>Where Did You Sleep Last Night?</b>		
Abandoned building	1	8.3%
Airport, bus, bus station, train, or train station	0	0.0%
Motel or hotel paid by third party	0	0.0%
Outdoors	5	41.7%
Tent or tent-like shelter (tarp, cardboard, wood)	2	16.7%
Vehicle (car, van, truck, or RV)	1	8.3%
Other	3	25.0%
<b>Total:</b>	<b>12</b>	<b>100.0%</b>

Note: Percentage totals for Age, Income, Race/Ethnicity, Sex, State Born, and Where Did You Sleep Last Night? may sum slightly more or less than 100% due to rounding.



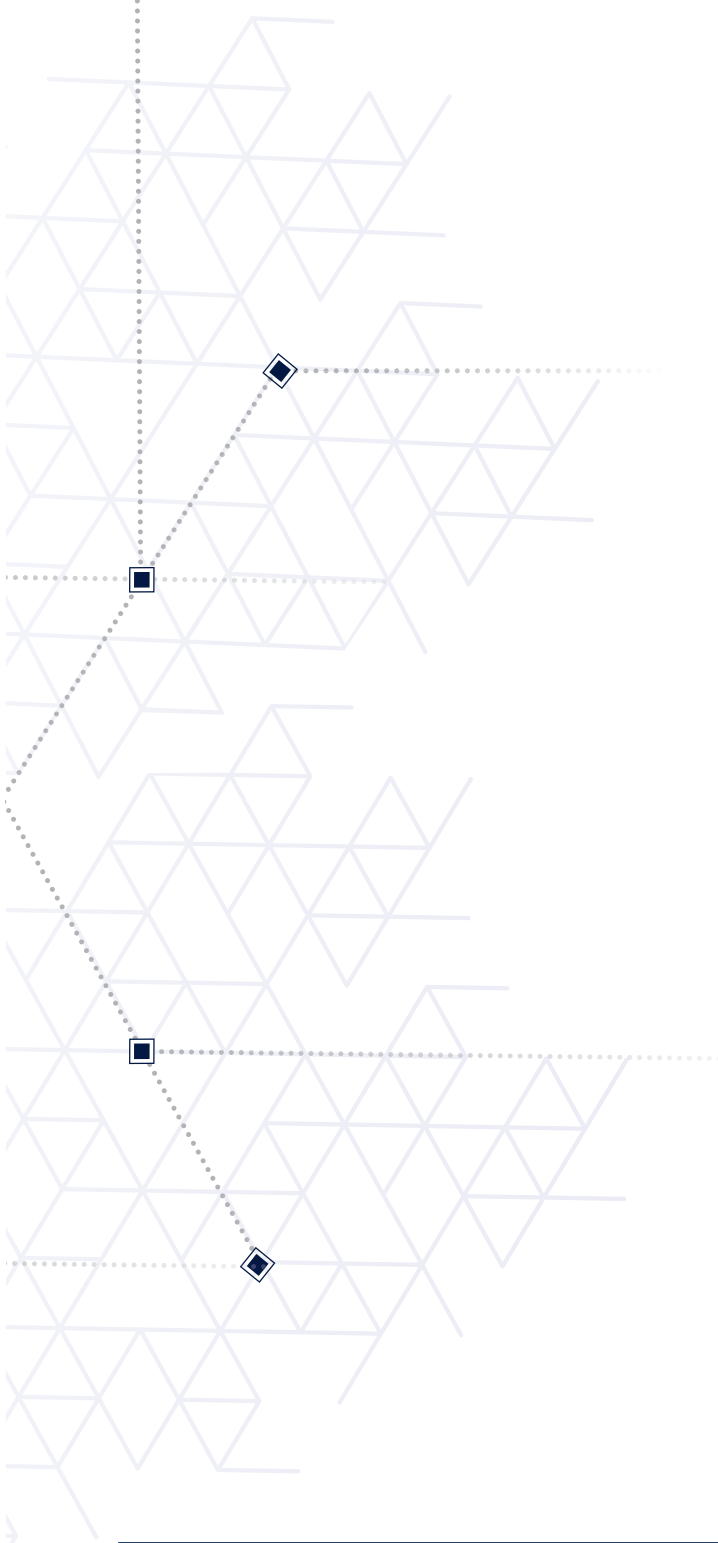
Demographic Information	n=41	
	Number	Percent
Mental Health Disability or Disorder That Seriously Limits Ability to Live Independently	7	17.1%
Physical Disability That Seriously Limits Ability to Live Independently	9	22.0%
<b>Race/Ethnicity:</b>		
American Indian, Alaska Native, or Indigenous	0	0.0%
Asian or Asian American	0	0.0%
Black, African American or African	9	22.0%
Hispanic/Latina/e/o	4	9.8%
Middle Eastern or North African	0	0.0%
Native Hawaiian or Pacific Islander	0	0.0%
White	27	65.9%
More Than One Race/Ethnicity	0	0.0%
Client Refused	1	2.4%
Client Doesn't Know	0	0.0%
Unknown	0	0.0%
<b>Total:</b>	<b>41</b>	<b>100.0%</b>
<b>Sex:</b>		
Female	11	26.8%
Male	30	73.2%
Client Doesn't Know	0	0.0%
Client Prefers Not to Answer	0	0.0%
Unknown	0	0.0%
<b>Total:</b>	<b>41</b>	<b>100.0%</b>

Demographic Information	n=41	
	Number	Percent
<b>State of Birth:</b>		
California	27	65.9%
Other U.S. State	14	34.1%
Outside the United States	0	0.0%
<b>Total:</b>	<b>41</b>	<b>100.0%</b>
<b>Substance Use Problem Disability or Disorder That Seriously Limits Ability to Live Independently</b>		
	2	4.9%
<b>Veteran Status</b>		
	3	7.3%
<b>Victim of Domestic Violence* (*Includes Experiencing Homelessness Due to Fleeing Domestic Violence, Dating Violence, Sexual Assault, or Stalking)</b>		
	7	17.1%
<b>Where Did You Sleep Last Night?</b>		
Abandoned building	0	0.0%
Airport, bus, bus station, train, or train station	0	0.0%
Motel or hotel paid by third party	0	0.0%
Outdoors	26	63.4%
Tent or tent-like shelter (tarp, cardboard, wood)	10	24.4%
Vehicle (car, van, truck, or RV)	5	12.2%
Other	0	0.0%
<b>Total:</b>	<b>41</b>	<b>100.0%</b>

Note: Percentage totals for Age, Income, Race/Ethnicity, Sex, State Born, and Where Did You Sleep Last Night? may sum slightly more or less than 100% due to rounding.

# HESPERIA

Total Number of Unsheltered Adults: 80  
Of the 80 adults counted, volunteers were able to administer 58 surveys.



Demographic Information	n=58	
	Number	Percent
<b>Age:</b>		
18-24	3	5.2%
25-34	17	29.3%
35-44	23	39.7%
45-54	9	15.5%
55-64	3	5.2%
65+	3	5.2%
<b>Total:</b>	<b>58</b>	<b>100.0%</b>
<b>Chronic Health Condition That Is Life-Threatening Such as Heart, Lung, Liver, Kidney, or Cancerous Disease</b>		
	8	13.8%
<b>Chronically Homeless</b>		
	24	41.4%
<b>Development Disabilities</b>		
	4	6.9%
<b>Foster Care (ever been)</b>		
	12	20.7%
<b>Homeless for First Time During Past 12 Months</b>		
	19	32.8%
<b>HIV/AIDS</b>		
	2	3.4%
<b>Incarcerated During the Last 12 Months</b>		
	15	25.9%
<b>Income:</b>		
No Monthly Income	38	65.5%
\$1 - \$250	7	12.1%
\$251 - \$500	7	12.1%
\$501 - \$1,000	4	6.9%
More Than \$1,000	2	3.4%
Unknown	0	0.0%
<b>Total:</b>	<b>58</b>	<b>100.0%</b>

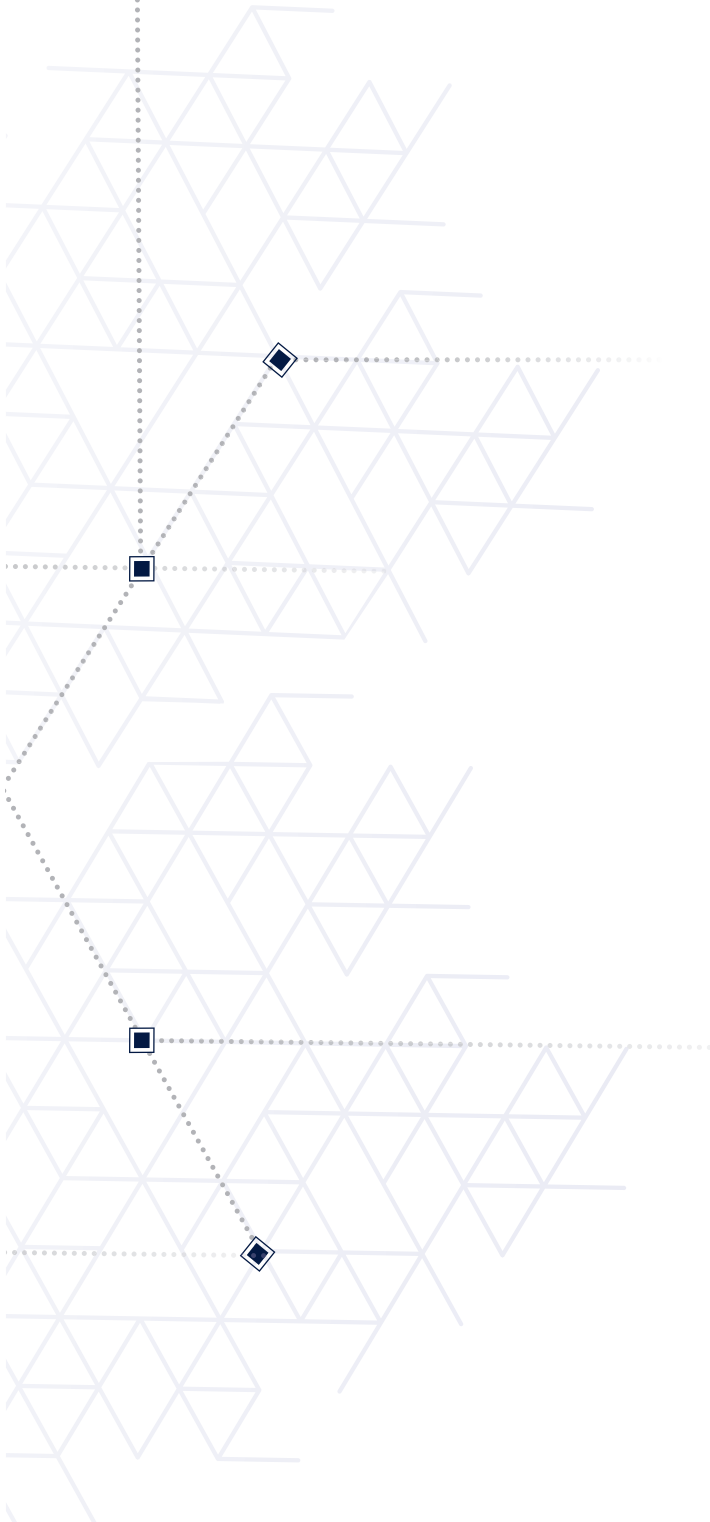
Demographic Information	n=58	
	Number	Percent
Mental Health Disability or Disorder That Seriously Limits Ability to Live independently	13	22.4%
Physical Disability That Seriously Limits Ability to Live Independently	19	32.8%
<b>Race/Ethnicity:</b>		
American Indian, Alaska Native, or Indigenous	1	1.7%
Asian or Asian American	0	0.0%
Black, African American or African	3	5.2%
Hispanic/Latina/e/o	23	39.7%
Middle Eastern or North African	1	1.7%
Native Hawaiian or Pacific Islander	0	0.0%
White	28	48.3%
More Than One Race/Ethnicity	1	1.7%
Client Refused	0	0.0%
Client Doesn't Know	1	1.7%
Unknown	0	0.0%
<b>Total:</b>	<b>58</b>	<b>100.0%</b>
<b>Sex:</b>		
Female	13	22.4%
Male	44	75.9%
Client Doesn't Know	0	0.0%
Client Prefers Not to Answer	1	1.7%
Unknown	0	0.0%
<b>Total:</b>	<b>58</b>	<b>100.0%</b>

Demographic Information	n=58	
	Number	Percent
<b>State of Birth:</b>		
California	48	82.8%
Other U.S. State	8	13.8%
Outside the United States	2	3.4%
<b>Total:</b>	<b>58</b>	<b>100.0%</b>
<b>Substance Use Problem Disability or Disorder That Seriously Limits Ability to Live Independently</b>		
	8	13.8%
<b>Veteran Status</b>		
	2	3.4%
<b>Victim of Domestic Violence* (*Includes Experiencing Homelessness Due to Fleeing Domestic Violence, Dating Violence, Sexual Assault, or Stalking)</b>		
	5	8.6%
<b>Where Did You Sleep Last Night?</b>		
Abandoned building	0	0.0%
Airport, bus, bus station, train, or train station	0	0.0%
Motel or hotel paid by third party	0	0.0%
Outdoors	34	58.6%
Tent or tent-like shelter (tarp, cardboard, wood)	19	32.8%
Vehicle (car, van, truck, or RV)	3	5.2%
Other	2	3.4%
<b>Total:</b>	<b>58</b>	<b>100.0%</b>

Note: Percentage totals for Age, Income, Race/Ethnicity, Sex, State Born, and Where Did You Sleep Last Night? may sum slightly more or less than 100% due to rounding.

# VICTORVILLE

Total Number of Unsheltered Adults: 104  
 Of the 104 adults counted, volunteers were able to administer 75 surveys.



Demographic Information	n=75	
	Number	Percent
<b>Age:</b>		
18-24	1	1.3%
25-34	15	20.0%
35-44	27	36.0%
45-54	16	21.3%
55-64	12	16.0%
65+	4	5.3%
<b>Total:</b>	<b>75</b>	<b>100.0%</b>
<b>Chronic Health Condition That Is Life-Threatening Such as Heart, Lung, Liver, Kidney, or Cancerous Disease</b>		
	13	17.3%
<b>Chronically Homeless</b>		
	34	45.3%
<b>Development Disabilities</b>		
	4	5.3%
<b>Foster Care (ever been)</b>		
	14	18.7%
<b>Homeless for First Time During Past 12 Months</b>		
	34	45.3%
<b>HIV/AIDS</b>		
	0	0.0%
<b>Incarcerated During the Last 12 Months</b>		
	29	38.7%
<b>Income:</b>		
No Monthly Income	54	72.0%
\$1 - \$250	7	9.3%
\$251 - \$500	5	6.7%
\$501 - \$1,000	4	5.3%
More Than \$1,000	4	5.3%
Unknown	1	1.3%
<b>Total:</b>	<b>75</b>	<b>100.0%</b>

Demographic Information	n=75	
	Number	Percent
Mental Health Disability or Disorder That Seriously Limits Ability to Live Independently	25	33.3%
Physical Disability That Seriously Limits Ability to Live Independently	20	26.7%
<b>Race/Ethnicity:</b>		
American Indian, Alaska Native, or Indigenous	2	2.7%
Asian or Asian American	0	0.0%
Black, African American or African	18	24.0%
Hispanic/Latina/e/o	19	25.3%
Middle Eastern or North African	1	1.3%
Native Hawaiian or Pacific Islander	0	0.0%
White	28	37.3%
More Than One Race/Ethnicity	5	6.7%
Client Refused	1	1.3%
Client Doesn't Know	0	0.0%
Unknown	1	1.3%
<b>Total:</b>	<b>75</b>	<b>100.0%</b>
<b>Sex:</b>		
Female	18	24.0%
Male	57	76.0%
Client Doesn't Know	0	0.0%
Client Prefers Not to Answer	0	0.0%
Unknown	0	0.0%
<b>Total:</b>	<b>75</b>	<b>100.0%</b>

Demographic Information	n=75	
	Number	Percent
<b>State of Birth:</b>		
California	57	76.0%
Other U.S. State	16	21.3%
Outside the United States	2	2.7%
<b>Total:</b>	<b>75</b>	<b>100.0%</b>
<b>Substance Use Problem Disability or Disorder That Seriously Limits Ability to Live Independently</b>		
	23	30.7%
<b>Veteran Status</b>		
	7	9.3%
<b>Victim of Domestic Violence* (*Includes Experiencing Homelessness Due to Fleeing Domestic Violence, Dating Violence, Sexual Assault, or Stalking)</b>		
	3	4.0%
<b>Where Did You Sleep Last Night?</b>		
Abandoned building	0	0.0%
Airport, bus, bus station, train, or train station	2	2.7%
Motel or hotel paid by third party	0	0.0%
Outdoors	49	65.3%
Tent or tent-like shelter (tarp, cardboard, wood)	13	17.3%
Vehicle (car, van, truck, or RV)	11	14.7%
Other	0	0.0%
<b>Total:</b>	<b>75</b>	<b>100.0%</b>

Note: Percentage totals for Age, Income, Race/Ethnicity, Sex, State Born, and Where Did You Sleep Last Night? may sum slightly more or less than 100% due to rounding.

## San Bernardino County Homeless Partnership

San Bernardino County Continuum of Care  
Administrative Entity Office  
560 E. Hospitality Lane, Suite 200, San Bernardino, CA 92408-0044  
Office: (909) 501-0610

### b. High Desert Region- \$866,634.51

- City of Victorville -\$273,570.00
- Family Assistance Program- \$200,096.04
- Inland Southern California 211+- \$124,905.83
- Inland Housing Solutions - \$103,655.83
- Desert Manna - \$164,405.83

Agency	Category	Requested (\$)	Recommendation (\$)	Difference (\$)	Status
City of Victorville	Rapid Rehousing	\$315,000.00	\$114,410.50	-\$200,589.50	Partially Funded
City of Victorville	Street Outreach	\$150,000.00	\$52,080.24	+\$97,919.76	Increased
City of Victorville	Service Coordination	\$240,000.00	\$107,080.24	-\$132,919.76	Partially Funded
<b>City of Victorville Total</b>	All	\$705,000.00	<b>\$273,570.00</b>	-\$431,430.00	Partially Funded

Agency	Category	Requested (\$)	Recommendation (\$)	Difference (\$)	Status
Family Assistance Program	Operating Subsidies	\$500,634.00	\$200,096.04	-\$300,537.96	Partially Funded
<b>Family Assistance Program Total</b>	All	\$500,634.00	<b>\$200,096.04</b>	-\$300,537.96	Partially Funded

Agency	Category	Requested (\$)	Recommendation (\$)	Difference (\$)	Status
Inland SoCal 211+	Service Coordination	\$122,220.00	\$124,905.83	+\$2,685.83	Increased
<b>Inland SoCal 211+ Total</b>	All	\$122,220.00	<b>\$124,905.83</b>	+\$2,685.83	Increased

Agency	Category	Requested (\$)	Recommendation (\$)	Difference (\$)	Status
Inland Housing Solutions	Service Coordination	\$262,500.00	\$103,655.83	-\$158,844.17	Partially Funded
<b>Inland Housing Solutions Total</b>	All	\$262,500.00	<b>\$103,655.83</b>	-\$158,844.17	Partially Funded

Agency	Category	Requested (\$)	Recommendation (\$)	Difference (\$)	Status
Desert Manna	Prevention & Shelter Diversion	\$221,532.00	\$92,979.31	-\$128,552.69	Partially Funded
Desert Manna	Street Outreach	\$115,968.00	\$35,713.26	-\$80,254.74	Partially Funded
Desert Manna	Service Coordination	\$127,500.00	\$35,713.26	-\$91,786.74	Partially Funded
<b>Desert Manna Total</b>	All	\$262,500.00	<b>\$164,405.83</b>	-\$158,844.17	Partially Funded



## High Desert Regional Steering Committee

### HHAP-5 Transparency & Reporting Agreement

#### Purpose

The High Desert Regional Steering Committee (RSC) is committed to ensuring transparent, accountable, and coordinated use of HHAP-5 funds across the region. This Agreement establishes the reporting and participation requirements that all applicants must meet as a condition of receiving regional endorsement for HHAP-5 funding.

#### 1. Monthly Reporting Requirement

All HHAP-5 funded agencies operating within the High Desert region agree to submit a **monthly status report** to the Regional Steering Committee. Reports must include:

- **Expenditures to date**
- **Funds expended during the reporting month**
- **Remaining balance**
- **Number of individuals served**
- **Types of services provided**
- **CES assessments completed**
- **Referrals to interim or permanent housing**
- **HMIS data updates**
- **Any motel placements, outreach contacts, or stabilization activities**
- **Progress toward contracted deliverables**
- **Identified barriers, delays, or corrective actions**

Reports must be submitted **no later than the 10th of each month** for the preceding month's activities.

#### 2. Participation in Regional Coordination

Funded agencies agree to:

- Attend monthly High Desert RSC meetings or designated subcommittee meetings
- Present their monthly report during the meeting
- Participate in case conferencing when applicable
- Coordinate referrals and service delivery with regional partners
- Support CES integration and HMIS data quality



### 3. Transparency and Accountability

The agency acknowledges that:

- Full transparency is required for all HHAP-5 funded activities
- The RSC may request additional information if clarification is needed
- The agency must maintain accurate financial and programmatic records
- The agency must cooperate with any regional monitoring or review processes

### 4. Condition of Regional Endorsement

Compliance with this Agreement is a **condition of receiving and maintaining** the High Desert RSC's endorsement for HHAP-5 funding. Failure to comply may result in:

- Removal of regional endorsement
- Notification to the Office of Homeless Services (OHS)
- Ineligibility for future regional funding recommendations

This Agreement does **not** modify the County's RFA or contract terms. It is a **regional governance standard** adopted to ensure coordinated, transparent, and effective use of HHAP-5 funds.

### Acknowledgment & Signature

By signing below, the agency affirms that it understands and agrees to comply with the High Desert Regional Steering Committee's Transparency & Reporting Agreement as a condition of regional endorsement for HHAP-5 funding.

**Agency Name:** \_\_\_\_\_

**Authorized Representative:** \_\_\_\_\_

**Title:** \_\_\_\_\_

**Signature:** \_\_\_\_\_

**Date:** \_\_\_\_\_